

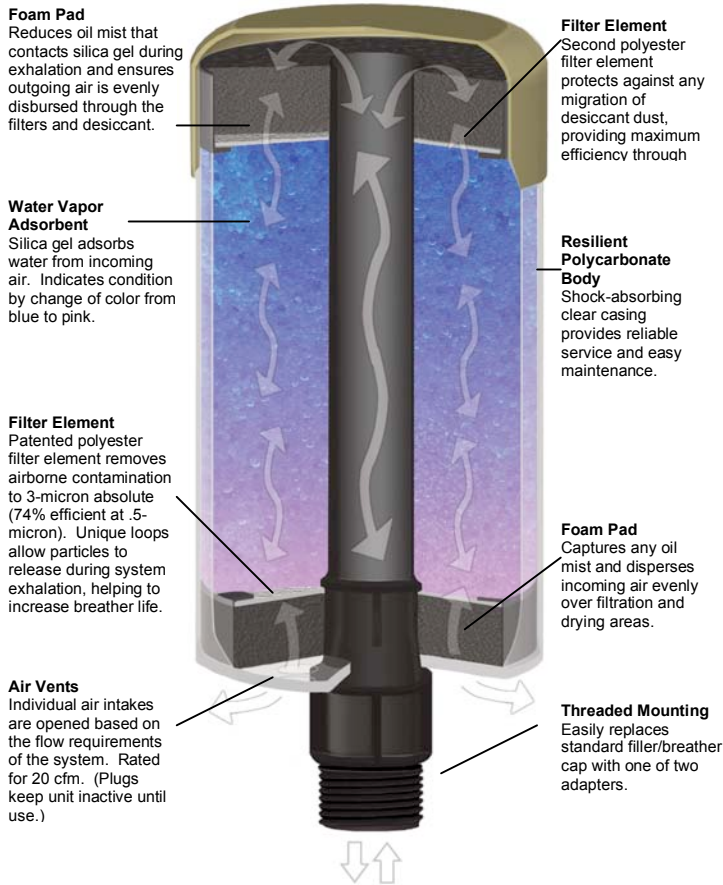
DISPOSABLE BREATHERS

SIMPLE, DEPENDABLE LUBRICANT PROTECTION



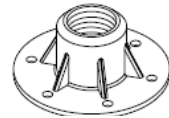
Disposable Desiccant Breathers

- Resilient polycarbonate plastic body
- Bi-directional, controlled airflow
- Multi-tiered filtration process
- Water vapor adsorbent
- Color indicator for easy system monitoring

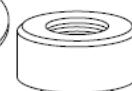


STANDARD DISPOSABLE BREATHERS			
Model #	DC-2	DC-3	DC-4
Unit Size (height x diameter, cm)	11,4 x 10,2	16,5 x 10,2	21,6 x 10,2
Filtration Area (cm ² per filter)	25,4	25,4	25,4
Amount of Silica gel (Kg)	0,45	0,68	0,91
Quantity of Water retained (l)	0,18	0,27	0,36
Quantity of Water stopped (l)	0,65	1,15	1,6
Operating Temp. Range (°C)	-50 to +100	-50 to +100	-50 to +100
Max Flow Rate (l/mn at 70 mb)	600	600	600
Desiccant agent	Silica Gel	Silica Gel	Silica Gel
Filtration (µ absolute)	3	3	3
Connection Size	1" NPT	1" NPT	1" NPT

Part	Material
Body & Cap	Polycarbonate
Filter Media	Dacron Polyester
Foam Pad	Polyurethane Foam
Desiccant	Silica gel
Standpipe	Nylon
Threaded Connection	Nylon



Adapter 12T,
902120 or
937546



Adapter 15T,
902121 or
937463



Adapter 17T, (3/4")
Adapter 10 not needed.

	Identification	Connection NTP	Model #
Method 1	Flange Adaptor		DC 12*
Method 2	Thread Adaptor	3/4"	DC 17*
Method 3	Bayonet Adaptor		DC 15*

DES-CASE breathers comply with
European **REACH** regulations
(in force June 2007)

DES-CASE breathers are designed to protect lubricated reservoirs like gearboxes, hydraulics, electrical transformers, and chemical reservoirs.



DES-CASE Europe sarl
23 Allée VALENTIN, 33470 GUJAN
MESTRAS, FRANCE
Phone: (33) (0)557 730 408
Fax: (33) (0)557 730 409



DES-CASE Breather Applications

River



Sea Side



Canal



Wind Turbine



Gearboxes, Electrical Transformers, Airports and Hydraulics Reservoirs



How to correctly use DES-CASE breathers

If possible, use DES-CASE breathers on hydraulic reservoirs or gearboxes with dry lubricant that is new or clean. This will allow for maximum usage of the breather (the units typically last from 12-14 months before they should be replaced, based on over 15 years of field use in Europe). As the filtering capacity is used, the DES-CASE breathers will change colour, from blue to pink, from the bottom to the top of the breather. If it changes colour from the top to the bottom, it indicates there is a large amount of humidity in the reservoir.

If used on a polluted lubricant application, the DES-CASE breather will help clean the reservoir or gearbox. This may reduce the life of the breather, perhaps to 2 months or less for the first unit. We advise checking the units weekly during the first two months. If the breather reaches 2 months without changing colour, it will likely last a full year before needing to be changed.



On the bottom of the breathers, open only the quantity of air intake holes needed:

- For gearboxes or hydraulic systems, where there is only level variation due to the temperature, open only two (2) air intake holes (at 180°).
- For hydraulic reservoirs with cylinders: open the correct quantity of air intake holes (see below).

Pull out the blue cap that protects the stand pipe and fit the breather into the appropriate adaptor before placing on the application.

Air Flow	Gearboxes	Hydraulic Pump Flow	Air Vent Holes to Open	Pressure Drop
0 to 150 l/mn	Open 2 holes	150 l/mn	2 (at 180°)	20 mbars
150 to 300 l/mn	Open 2 holes	300 l/mn	4 (at 180°)	35 mbars
300 to 450 l/mn	Open 2 holes	450 l/mn	6 (at 180°)	40 mbars
450 to 600 l/mn	Open 2 holes	600 l/mn	8	70 mbars

Maintenance: When the body of the breather turns pink (or white after an extended time), replace the breather with a new unit.

Disposal: When the DES-CASE unit needs to be changed, it will likely contain some amount of oil fumes. The unit should be disposed of in accordance to guidelines surrounding similar materials. An example would be practices for rags and paper impregnated with oil or with plastic grease cartridges.

Health & Safety: As the units likely contain some amount of oil, in case of emergency, follow oil MSDS procedures.

Sizing:

DC2	Gear boxes less than 600 liters* or hydraulic reservoirs less than 190 liters*
DC3	Gear boxes less than 2,000 liters* or hydraulic reservoirs less than 800 liters*
DC4	Gear boxes less than 4,000 liters* or hydraulic reservoirs less than 2,500 liters*
*Total external volume of the reservoir or gearbox	

DESCASE EUROPE PRODUCTS DC2, DC3 & DC4 ARE BUILT IN CONFORMITY with **REACH**

www.descase-europe.com e-mail: descase.europe@wanadoo.fr